

S-PT-EX-24DC-1/2" - Surge protection device



2800035

<https://www.phoenixcontact.com/fi/tuotteet/2800035>

Huomioi, että tässä ilmoitetut tiedot ovat peräisin online-luettelosta. Täydelliset tiedot löydät käyttöohjeesta. Internet-latausten yleiset käyttöehdot ovat voimassa.



Surge protection for a floating signal circuit in the screw-on module with IP67 degree of protection for sensor heads, connection: ½-inch 14 NPT. Tested in accordance with the following types of protection in Ex areas: Ex d/Ex tD/Ex ia IIC/Ex iaD. Suitable for use in the fieldbus system in accordance with the FISCO concept, HART-compatible. Can be used in safety-related circuits up to SIL 3.

Edut

- Easiest field mounting with standardized thread
- Versatile in use with universal protective circuit
- Use under extreme ambient conditions with robust design

Kaupalliset tiedot

Tuotenumero	2800035
Pakkausyksikkö	1 Kappaletta
Vähimmäistilausmäärä	1 Kappaletta
Tuoteavain	CL2232
Tuotekoodi	CL2232
GTIN	4046356411011
Paino kappaletta kohti (sis. pakkauksen)	232,714 g
Paino kappaletta kohti (ilman pakkausta)	198,43 g
Tullitariffinumero	85363010
Alkuperämaa	DE

S-PT-EX-24DC-1/2" - Surge protection device



2800035

<https://www.phoenixcontact.com/fi/tuotteet/2800035>

Tekniset tiedot

Product properties

Product type	Surge protection for MCR technology
Product family	SURGETRAB
IEC test classification	C1
	C2
	C3
	D1
Type	Screw-in module
Number of positions	2
Wire pairs per module	1

Insulation characteristics

Overvoltage category	III
Pollution degree	2

Electrical properties

Nominal voltage U_N	24 V DC
-----------------------	---------

Connection data

Connection method	Individual wires
-------------------	------------------

Ex data

Maximum inner capacitance C_i	1.65 nF
Max. internal inductance L_i	1 μ H
Max. input current I_i	500 mA (T4 / ≤ 75 °C)
	500 mA (T5 / ≤ 75 °C)
	500 mA (T6 / ≤ 60 °C)
Max. input voltage U_i	36 V DC
max. input power P_i	3.00 W
Insulation voltage to ground	500 V AC
Ambient temperature (operation)	-40 °C ... 75 °C (T4)
	-40 °C ... 75 °C (T5)
	-40 °C ... 60 °C (T6)
Operating temperature range	-40 °C ... 100 °C (T4)
	-40 °C ... 75 °C (T5)
	-40 °C ... 60 °C (T6)
Max. surface temperature	135 °C (T4)
	100 °C (T5)
	85 °C (T6)


Dimensions

S-PT-EX-24DC-1/2" - Surge protection device



2800035

<https://www.phoenixcontact.com/fi/tuotteet/2800035>

Dimensional drawing	
Width	28 mm
Height	28 mm
Depth	79 mm

Material specifications

Color	Steel/stainless steel color
Housing material	Stainless steel 1.4404 ASTM 316L

Mechanical properties

Mechanical data

Open side panel	No
-----------------	----

Protective circuit

Direction of action	Line-Line & Line-Earth Ground
Nominal voltage U_N	24 V DC
Maximum continuous operating voltage U_C	36 V DC 25 V AC
Operating effective current I_C at U_C	$\leq 5 \mu A$
Protective conductor current I_{PE}	$\leq 2 \mu A$
Nominal discharge current I_n (8/20) μs (line-line)	260 A
Nominal discharge current I_n (8/20) μs (line-ground)	10 kA
Pulse discharge current I_{imp} (10/350) μs	1 kA
Total discharge current I_{Total} (8/20) μs	20 kA
Total discharge current I_{Total} (10/350) μs	2 kA
Max. discharge current I_{max} (8/20) μs maximum (line-line)	260 A
Max. discharge current I_{max} (8/20) μs maximum (line-earth)	20 kA
Nominal pulse current I_{an} (10/1000) μs (line-line)	50 A
Output voltage limitation at 1 kV/ μs (line-line) spike	$\leq 130 V$
Output voltage limitation at 1 kV/ μs (line-earth) spike	$\leq 1.1 kV$
Output voltage limitation at 1 kV/ μs (line-line) static	$\leq 60 V$
Voltage protection level U_p (line-line)	$\leq 65 V$ (C3 - 10 A)
Voltage protection level U_p (line-earth)	$\leq 1.1 kV$ (C3 - 100 A) $\leq 1.1 kV$ (C1 - 1 kV / 500 A) $\leq 1.2 kV$ (C2 - 10 kV / 5 kA)
Response time t_A (line-line)	$\leq 1 ns$
Response time t_A (line-earth)	$\leq 100 ns$
Input attenuation aE, sym.	typ. 0.1 dB (30 MHz / 50 Ω) typ. 0.1 dB (6 MHz / 150 Ω)

S-PT-EX-24DC-1/2" - Surge protection device



2800035

<https://www.phoenixcontact.com/fi/tuotteet/2800035>

Cut-off frequency f_g (3 dB), sym. in 50 Ω system	typ. 70 MHz
Cut-off frequency f_g (3 dB), sym. in 150 Ω system	typ. 70 MHz
Capacity (Core-Core)	typ. 20 pF
Capacity (Core-Earth)	typ. 5 pF
Surge protection fault message	none
Impulse durability (line-line)	C3 - 25 A
Impulse durability (line-earth)	C1 - 1 kV / 500 A
	C2 - 10 kV / 5 kA
	C3 - 100 A
	D1 - 1 kA
Alternating current carrying capacity (line-earth)	10 A - 1 s

Environmental and real-life conditions

Ambient conditions

Degree of protection	IP67
Ambient temperature (operation)	-40 °C ... 80 °C (non-Ex)
Altitude	≤ 2000 m (amsl)

Approvals

Conformity/Approvals

ATEX	Ⓢ II 1 G Ex ia IIC T4...T6
	Ⓢ II 2 G Ex d IIC T4...T6
	Ⓢ II 1 D Ex iaD 20 IP6x T85 °C...135 °C
	Ⓢ II 2 D Ex tD A21 IP6x T85 °C...135 °C
IECEX	Ga Ex ia IIC T4...T6
	Ex d IIC T4...T6
	Ex iaD IP6x T85 °C...135 °C
	Ex tD A21 IP6x T85 °C...135 °C

Standards and regulations

Standards/specifications	EN 61643-21
Note	A2:2013
Standards/specifications	EN 60079-0
Note	2018
Standards/specifications	EN 60079-1
Note	2007
Standards/specifications	EN 60079-11
Note	2012
Standards/specifications	EN 60079-31
Note	2009
Standards/specifications	IEC 60079-0
Note	2017
Standards/specifications	IEC 60079-1

S-PT-EX-24DC-1/2" - Surge protection device



2800035

<https://www.phoenixcontact.com/fi/tuotteet/2800035>

Note	2007
Standards/specifications	IEC 60079-11
Note	2011
Standards/specifications	IEC 60079-31
Note	2008
Standards/specifications	GB/T 3836.1
Note	2021
Standards/specifications	GB/T 3836.2
Note	2021
Standards/specifications	GB/T 3836.4
Note	2021
Standards/specifications	GB/T 3836.31
Note	2021

Mounting

Mounting type	1/2" NPT
---------------	----------

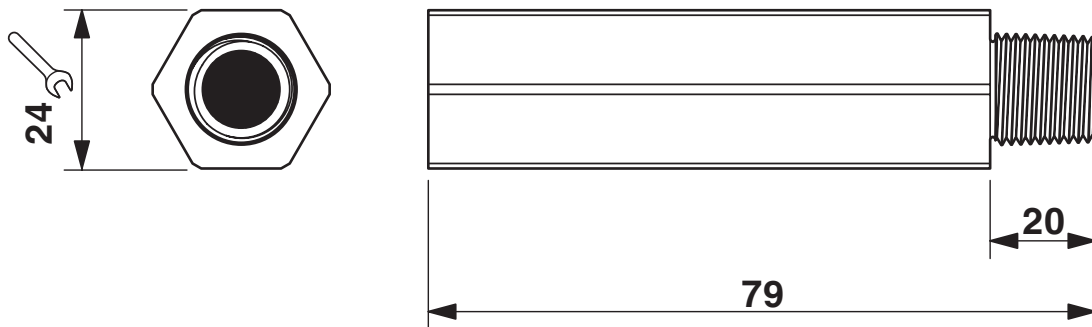
S-PT-EX-24DC-1/2" - Surge protection device

2800035

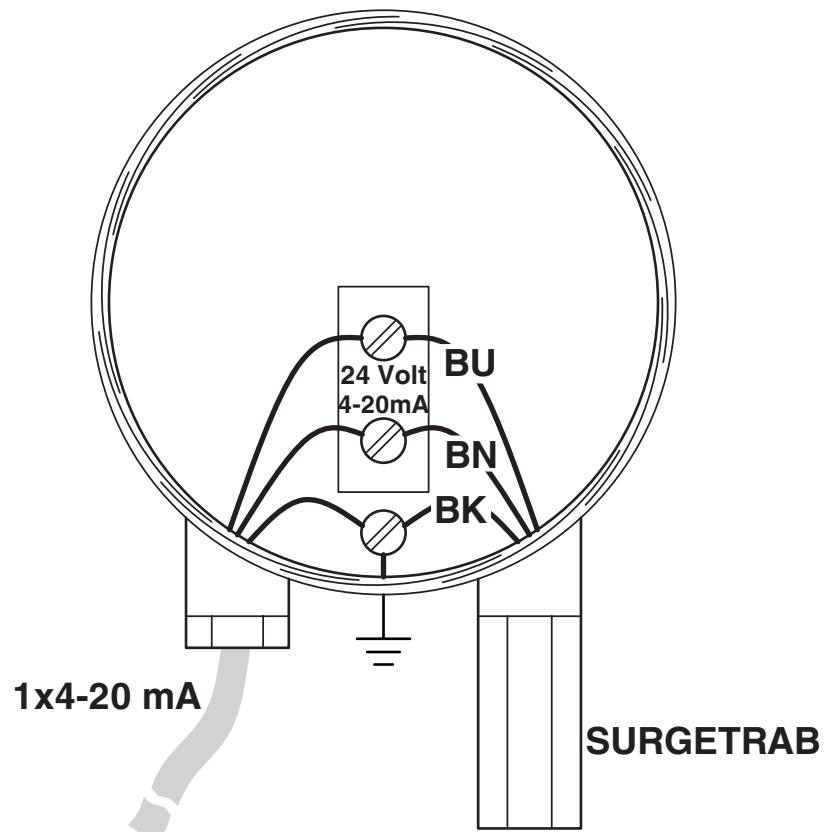
<https://www.phoenixcontact.com/fi/tuotteet/2800035>

Piirustukset

Dimensional drawing



Application drawing



S-PT-EX-24DC-1/2" - Surge protection device



2800035

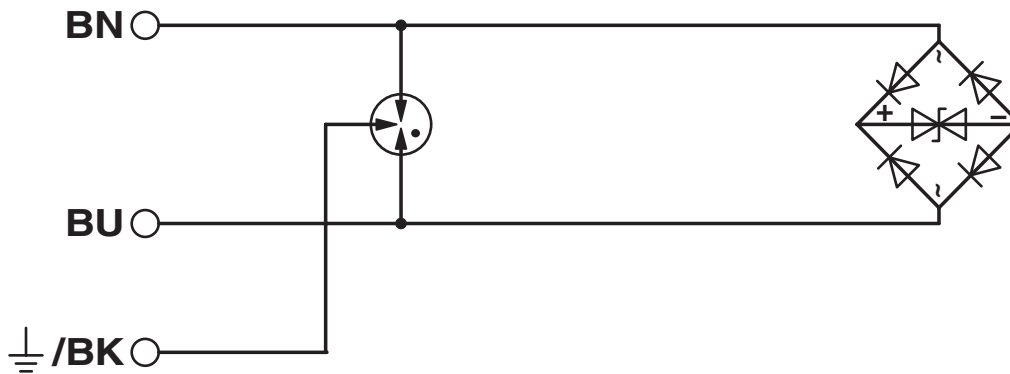
<https://www.phoenixcontact.com/fi/tuotteet/2800035>

Schematic diagram

S-PT-EX-...DC*									
Category	1oo1 architecture, HFT=0				1oo2 architecture, HFT=1				
	PFD _{AVG}	PFH	Used budget of SIL 2 SIF		PFD _{AVG}	PFH	CCF	Used budget of SIL 3 SIF	
			PFD _{AVG}	PFH				PFD _{AVG}	PFH
	8.43·10 ⁻⁵	1.50·10 ⁻⁹ 1/h	0.1 %	0.2 %	4.22·10 ⁻⁷	7.50·10 ⁻¹¹ 1/h	5 %	0.0 %	0.1 %
					8.43·10 ⁻⁷	1.50·10 ⁻¹⁰ 1/h	10 %	0.1 %	0.2 %
Calculation based on exida report, Phoenix Contact 09/08-42 R011 V4R1 exida Profile 1, FMEDA Analysis 2, T _{proof} : 1 year, MT: 10 years, MTTR: 24 hours, PTC: 99% Used standards IEC/EN 61508, edition 2010 (device specific) IEC/EN 61511, edition 2016 + COR1:2016 + A1:2017 (system specific)									

Functional safety scenarios

Circuit diagram



S-PT-EX-24DC-1/2" - Surge protection device



2800035

<https://www.phoenixcontact.com/fi/tuotteet/2800035>

Hyväksynät

To download certificates, visit the product detail page: <https://www.phoenixcontact.com/fi/tuotteet/2800035>

Functional Safety

Hyväksyntätunnus: 09-08-42 R011 V4R1



ATEX

Hyväksyntätunnus: KEMA 09ATEX0028 X



IECEX

Hyväksyntätunnus: IECEX KEM 09.0014X



CCC

Hyväksyntätunnus: 2020322316000794



NEPSI-EX

Hyväksyntätunnus: GYJ20.1159X



CCC

Hyväksyntätunnus: 2025322304006705

S-PT-EX-24DC-1/2" - Surge protection device



2800035

<https://www.phoenixcontact.com/fi/tuotteet/2800035>

Luokitukset

ECLASS

ECLASS-13.0	27171502
ECLASS-15.0	27171502

ETIM

ETIM 10.0	EC001625
-----------	----------

UNSPSC

UNSPSC 21.0	39121600
-------------	----------

S-PT-EX-24DC-1/2" - Surge protection device



2800035

<https://www.phoenixcontact.com/fi/tuotteet/2800035>

Environmental product compliance

EU RoHS

Täyttää RoHS-direktiivin vaatimukset	Kyllä
poikkeussäännökset siltä osin kuin ne ovat tiedossa	7(a), 7(c)-I

China RoHS

Environment friendly use period (EFUP)	EFUP-50
	Löydät tuotekohtaisen Kiinan RoHS-ilmoitusluettelon kunkin tuotteen latausalueelta Valmistajan ilmoitus -kohdasta. EFUP-E-merkinnän sisältäville tuotteille ei tarvita Kiinan RoHS-ilmoitusluetteloa, eikä sitä tarvitse siksi laatia.

EU REACH SVHC

Huomautus REACH-kandidaattaineesta (CAS-nro)	Lead(CAS-nro: 7439-92-1)
SCIP	241af969-b7f6-4595-b083-ff67e4c238e9

EF3.1 Ilmastonmuutos

CO2e kg	7,646 kg CO2e
---------	---------------

Phoenix Contact 2026 © – Kaikki oikeudet pidätetään.
<https://www.phoenixcontact.com>

PHOENIX CONTACT OY
Niittytie 11
FI-01300 Vantaa
+358 (0)9 350 9020
myynti@phoenixcontact.com